

## Score Sheet

(Give a score of 2, 1, or 0)

1. How old are you? Are you a boy or girl?  
2 pts: Knows both  
1 pts: Knows 1 or other  
0 pts: Knows none
2. Draw a picture of a person.
3. Write your first name.  
2 pts: Letter reversal OK, nickname OK, letters in correct order.  
1 pts: Some letters, missing letters, letters out of order.  
0 pts: Refusal, no letters of name, scribbles.
4. Identifies basic colors  
2 pts: 8 or more  
1 pts: 4-7  
0 pts: 0-3
5. Identifies at least 4 basic shapes  
2 pts: 4 or more  
1 pts: 1-3  
0 pts: None
6. Identifies uppercase letters  
2 pts: 10 or more  
1 pts: 5-9  
0 pts: 0-4
7. Able to rote count  
2 pts: 10 or more  
1 pts: 5-9  
0 pts: 0-4
8. Identifies lowercase letters  
2 pts: 10 or more  
1 pts: 5-9  
0 pts: 0-4
- 9: Able to randomly recognize numerals 0-9  
2 pts: 5 or more  
1 pts: 1-4  
0 pts: None
- 10: Count out number of objects  
2 pts: 5  
1 pts: 1-4  
0 pts: 0 or refusal
- 11: Able to put pictures in sequence  
2 pts: All in order  
0 pts: Any out of order
- 12: Copies and extends repeating pattern  
2 pts: Copied and extended  
1 pts: Copied pattern  
0 pts: Didn't do either
- 13: Cuts with scissors  
2 pts: 1/4" away from line  
1 pts: Straight line  
0 pts: Snipping
- 14: Uses glue stick  
2 pts: Glue cut paper with glue stick  
0 pts: Did not perform
- 15: Demonstrates hops, jumps, skips  
2 pts: 2 or more  
1 pts: 1 only  
0 pts: None

### Scores for the average 5 year old. (total points)

**20-30 Ready for Kindergarten**

**10-20 Moderate Support Needed**

**0-10 Extensive Support Needed**

*In the Fall of 2013, all children entering Kindergarten in Oregon will take the Kindergarten Readiness Assessment at the beginning of the school year. This assessment will provide Kindergarten teachers with ample knowledge of the skills their Kindergarten students have entering school.*

*To prepare for this assessment, pre-schools, daycares, stay-at-home parents, and other pre-k facilities are encouraged to utilize this pamphlet to help their children achieve the necessary skills needed by children starting kindergarten.*

# Kindergarten Readiness




**Is your child  
Kindergarten ready?**



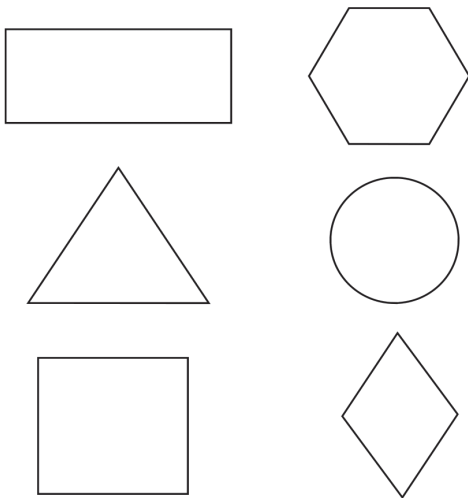
Please read over the Readiness Assessment questions or directions in order to be prepared before you administer it to your child.

### Have your child follow the directions.

1. Are you a boy or girl? What is your age?
2. Please draw a picture of you, your mom or your dad.
3. Please write out your name.
4. Please tell me what color these are when I point to them.



5. Please tell me the name of these different shapes when I point to them.



You can download this brochure from the following websites:

- [www.FamiliesFirstofGrantCounty.com](http://www.FamiliesFirstofGrantCounty.com)
- [www.GrantESD.k12.or.us](http://www.GrantESD.k12.or.us)
- [www.umchs.org](http://www.umchs.org)

6. Please identify the following capitalized letters as I point to them.

N V M B C X L K J  
H G F D A Q W E  
R T Y U I O P S Z

7. Please count as high as you can in order starting with one.
8. Please identify the following lowercase letters as I point to them.

z s p o a l u k j  
h g f d y l x t  
r c b e w q v n


9. Please identify the following numbers as I point to them.

6 8 2 7 1  
0 9 4 3 5

### Instruct your child to do the following tasks.

10. Place 5 objects in a pile and have your child count out 1, replace the object, have them count out 2, replace the objects, have them count out three. Repeat until all 5 are done.

11. Ask your child to identify the correct order of these pictures.



12. What colors come next in the sequence?



13. Have your child cut along a wavy line with scissors.
14. Ask your child to glue a piece of paper on an object.
15. Ask your child to skip, hop, and jump.

### Other Skills:

- Be able to use the bathroom independently.
- Put on cold weather clothing independently.
- Open and close backpack independently.
- Follow instructions when given to a group.
- Follow two-step instructions.
- Raise hand, not interrupting when wanting to speak.

**QUESTIONS: Please contact your local school district office or the Grant ESD (541-575-1349)**

Pamphlet created by Malheur ESD.

Screening Indicator created by Intermountain ESCD Childhood Working Group